편저자 : 강태우

※ 정오 및 오탈자를 수정합니다. 앞으로 더욱더 좋은 양서를 만들 수 있도록 꾸준히 노력할 것을 약속드립니다. 감사합니다.

Page 위치	전	후
28page 중간 내용 수정	$R_2 = W_2\cos\theta,\ H_2 = W_2\sin\theta$ $R_1 = W_1/\cos\theta,\ H_1 = W_1/\tan\theta$ $R_1' = H_2/\tan\theta,\ H_1' = H_2/\cos\theta$	$R_2 = W_2\cos\theta,\ H_2 = W_2\sin\theta$ $R_1 = W_1/\cos\theta,\ H_1 = W_1/\tan\theta$ $R_1' = H_2\tan\theta,\ H_1' = H_2/\cos\theta$
29page 상단 해설 수정	해설 아래에 있는 원통 자중 W에 의한 반력 $R_1 = \frac{W}{\cos 30^\circ} = \frac{2W}{\sqrt{3}}$ 위에 있는 원통의 경사분력에 의해 추가된 반력 $R_1' = H_2/\tan 30^\circ = W\sin 30^\circ/\tan 30^\circ = \frac{W}{2\sqrt{3}}$ 따라서, 반력 $R_1 + R_1' = \frac{2W}{\sqrt{3}} + \frac{W}{2\sqrt{3}} = \frac{W}{2\sqrt{3}}(4+1) = \frac{5\sqrt{3}}{6}W$	해설 아래에 있는 원통 자중 W에 의한 반력 $R_1 = \frac{W}{\cos 30^\circ} = \frac{2W}{\sqrt{3}}$ 위에 있는 원통의 경사분력에 의해 추가된 반력 $R_1' = H_2\tan 30^\circ = W\sin 30^\circ \times \tan 30^\circ = \frac{W}{2\sqrt{3}}$ 따라서, 반력 $R_1 + R_1' = \frac{2W}{\sqrt{3}} + \frac{W}{2\sqrt{3}} = \frac{W}{2\sqrt{3}}(4+1) = \frac{5\sqrt{3}}{6}W$
47page 상단 그림 순서 수정	• 뒷 페이지 참조	• 뒷 페이지 참조
291page 중간 표 수정 위아래 위치 변경	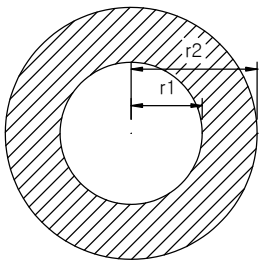 $I_P = \frac{\pi}{2}(r_2^4 - r_1^4)$ - $A_m = \pi r^2$	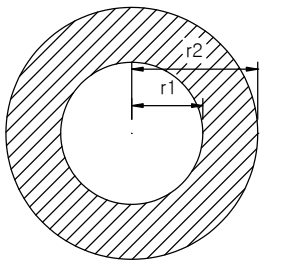 $I_P = \frac{\pi}{2}(r_2^4 - r_1^4)$ $A_m = \pi r^2$ -

- **47page 상단 그림 순서 수정**

〈수정 전〉

(2) 하중재하형태에 따른 SFD와 BMD

구 분	캔틸레버보	단순보	내민보
집중하중	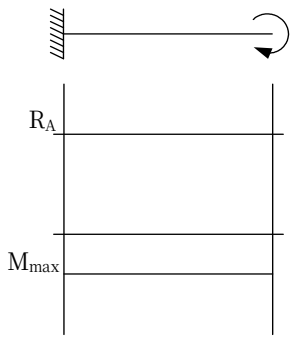	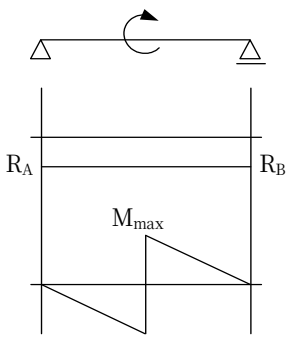	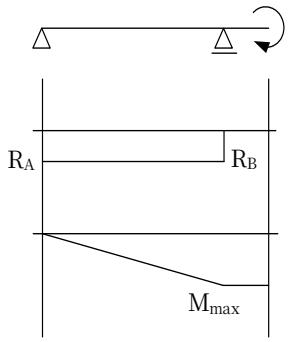
등분포하중	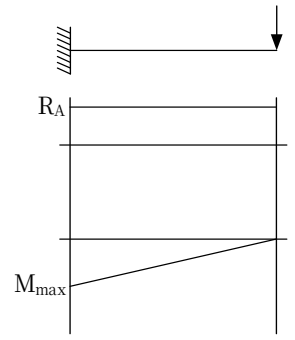	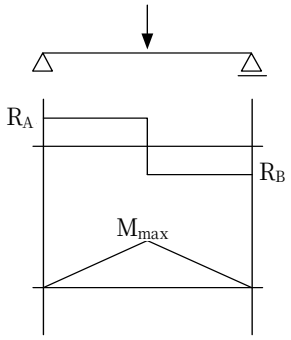	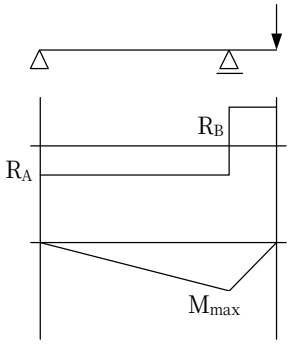
모멘트하중	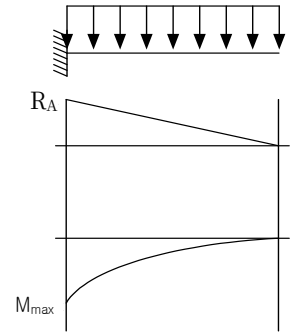	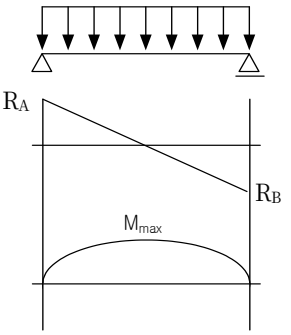	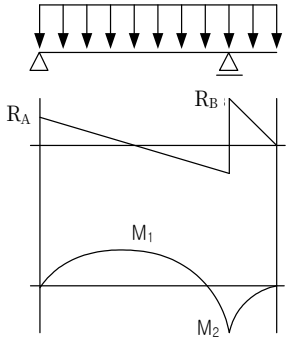

〈수정 후〉

구 분	캔틸레버보	단순보	내민보
집중하중	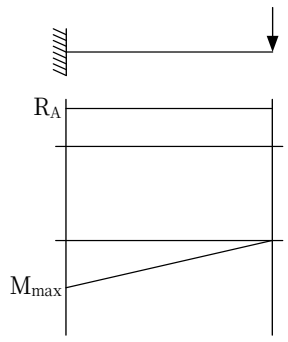	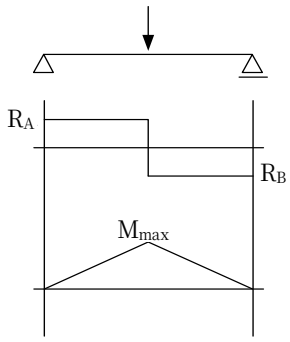	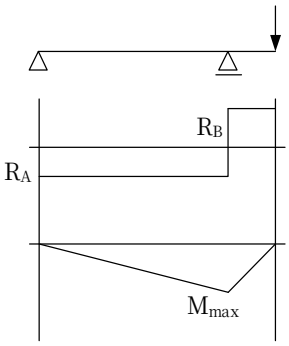
등분포하중	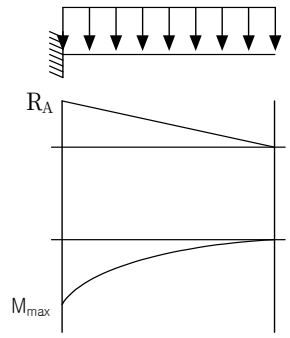	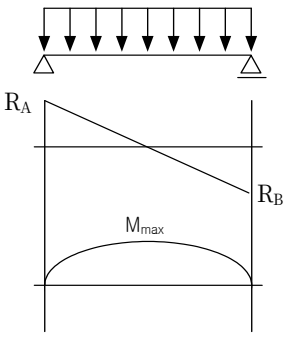	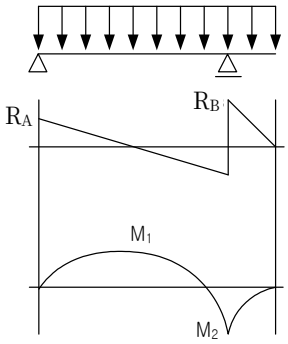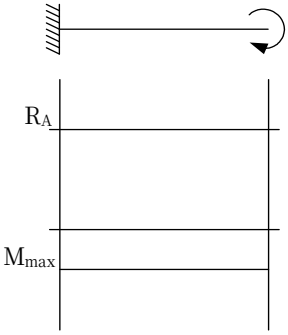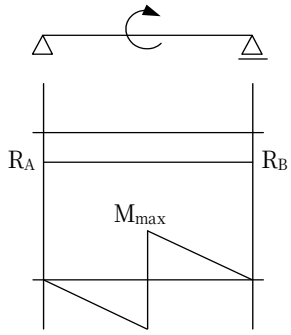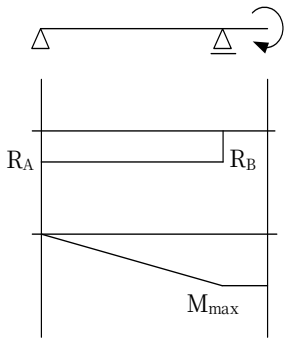
모멘트하중